

Phase II - Addons

The app is a php code generating an HTML from a json data file
 the app design is determined by set of params in the code and CSS
 the app is a responsive (works on desktop and mobile)
 In this document we defined a few addons to add to the app functionality.

Please review the demands and let me know what is doable and what are the efforts.

App structure:

/menu - the app directory

/menu/index.php – the app file

/menu/style.css – the css file

/menu/img – image directory

/data – the data directory

/data/data/sorted_json.json – the data json file

הלוחמים 9 | אבן יהודה

054-8967670 וואטסאפ להזמנות 09-8998788

pharm.evenchen@gmail.com

עדכון אחרון: 16/11/2021

| תפרחות | |
|-------------------------------------|-----------------------------|
| היברידי T20/C4 | אינדיקה T20/C4 |
| דריס היז, פיס נטורלס, *מבצע* @249 | בלאק, שיח מדיקל @249 |
| קייק וודינג, פיס נטורלס @285 | אינספייר, קנאשור @200 |
| קנערבה, מינוז ספייר @249 | צונאמי, הקסו @299 |
| סאטיבה T20/C4 | MVA, בול פארמה, *מבצע* @235 |
| תכלת, שיח מדיקל @269 | קולד קריק קוש, הקסו @299 |
| קוש דן, שיח מדיקל, *מבצע* @269 | הרה, יוניבו, *מבצע* @145 |
| להבה, שיח מדיקל @175 | זנויבר, בולת @169 |
| אמורלד, בולת @265 | מגידו, פארמוקן @279 |
| ברמל, פארמוקן @239 | בלאק דומינה, יוניבו @249 |
| טיטן, יוניבו, *מבצע* @199 | ג'ונגל דרימס, פארמוקן @243 |
| אנטרקטיקה, חיקון עולם @259 | פקאן פאי, IMC @269 |
| פריי, בולת @269 | מנטגו, קנטק @259 |
| שביל הוריתח, אדם וחווה, *מבצע* @259 | אור, טונדר @265 |
| מדיני, מדיקין @270 | |
| ביטלגוס, יוניבו @199 | |
| באלי, בולת @169 | |
| סאמון, יוניבו @169 | |

Separate Design from functionality

set all design related parameters in a file outside of the main php file.

Today the css & php file contains a set of parameters regarding the page design (font characteristics for the elements, colors, background images etc)

for example:

```
$brandCSS=[
    'fontColor'=>'black',
    'fontWeight'=>'100',
    'fontSize'=>'1rem',
];

$TreatmentGroupI=[
    'backgroundColor'=>'orange',
    'fontWeight'=>'700',
    'fontSize'=>'30px',
    'fontColor'=>'white',
    'backgroundImg'=>'url(img/green-1a.png)',
];

$TreatmentGroupB=[
    'backgroundColor'=>'yellow',
    'fontWeight'=>'700',
    'fontSize'=>'30px',
    'fontColor'=>'white',
    'backgroundImg'=>',
];
```

We would like all design related definition to be in a separate place (file or files) so when we would like to make another version with different design and same functionality, we will not need to change the main index.php file.

Add sound effects

we will add a /media sub directory to the application tree (like /img)
in this directory we will have sound files.

We need have the option, for various actions user does on the page, to “attach” a sound file to be played upon each action, sounds file names will also be kept in outer design file.

There will be a general parameter for entire page allowSounds = Y/N

Each sound params per action will be

soundName = /media/soundfile.mp3

playedOnce = Y/N play this sound only once per page load

volume = (1..10) set sound volume from 1..10

Actions

Enter (load) the Page.

Scroll down

Scroll up

short press product

long press product

Button press (there are 4 buttons)

Leave (exit) the Page.


Button pressed

Add action log activation

Per action (as list above), code will initiate a url (php file on my server) to report the action, report will be in a form of “www.mysite.com/report.php” and set of params (some from design files, some from user actions in the page, like action name etc)

Floating buttons

add up to 4 buttons, that will "float" on bottom of the screen. Each button will open a url when clicked.



Button image & activated url will be defined in design files

Each button params will be

buttonType = Whatsapp, PhoneCall, Waze, Cart, Other

buttonImage = /img/imagefile.gif

buttonOrder = order in the button set (1 – most right, 2 – one after, 3 ...,9 – most left)

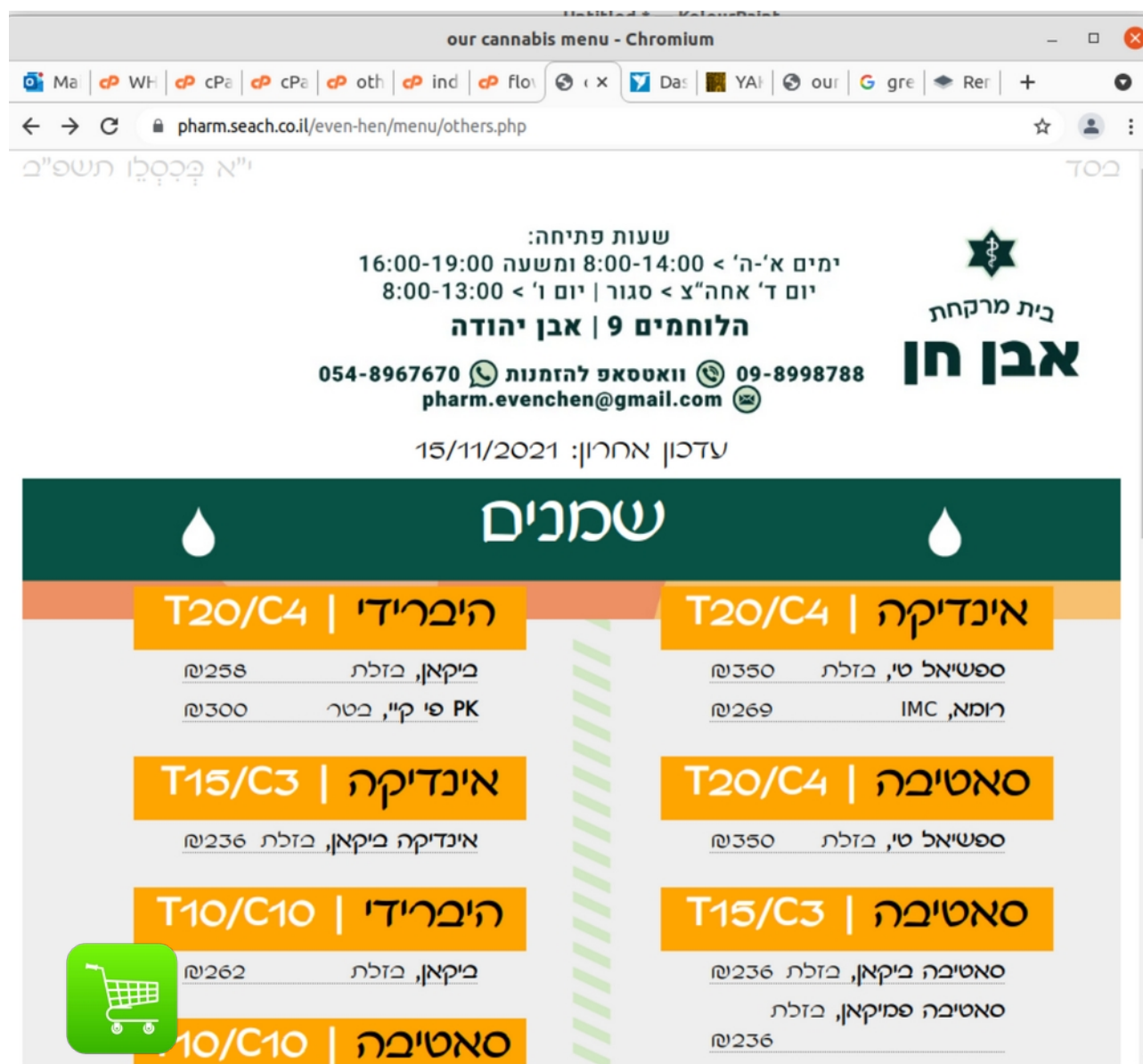
ActivatedURL = "https://wa.me/+972987564644?text="

for some buttons (like whatsapp) the URL will also include params from the page (like user selected products)

There will be a general parameter for entire page allowButtons = Y/N

Virtual Cart Icon

one of the floating buttons is a cart icon, that will “float” on bottom left of the screen. Cart will hold selected products.



Pressing the cart icon will activate a url that includes the selected product details in the cart
 (item number, qty, hebrew name & brand name)

for example:

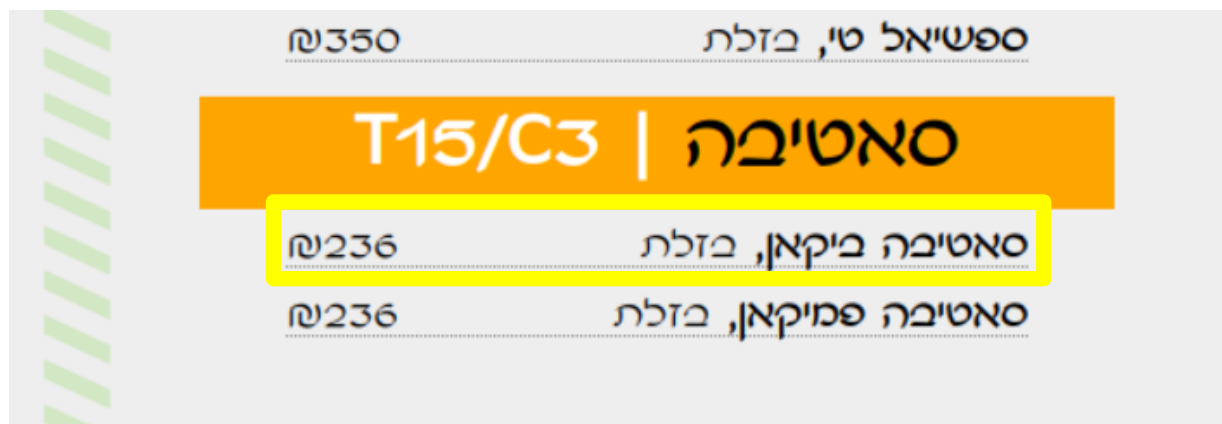
Empty CartURL = <https://wa.me/055904032>?products={}

If we selected 3 products from the page, than carturl will look like this:

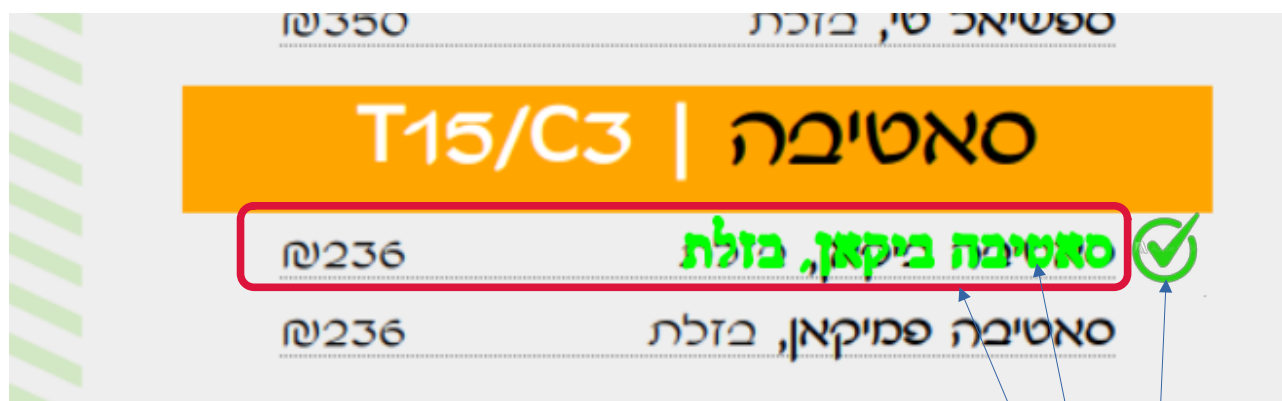
CartURL = [https://wa.me/055904032?text="please send me details on" &products={{{"ItemCode": 60005,"Brand": "קנדוק","ItemNameHebrew": "קי'ג קווין","Qty": "1"}, {"ItemCode": 76122,"Brand": "פארמה בול","ItemNameHebrew": "CMC","Qty": "1"}, {"ItemCode": 29315,"Brand": "שיח","ItemNameHebrew": "חום","Qty": "2"}}](https://wa.me/055904032?text=please%20send%20me%20details%20on%20&products={{%22ItemCode%22:%2060005,%22Brand%22:%20%22קנדוק%22,%22ItemNameHebrew%22:%20%22קי'ג קווין%22,%22Qty%22:%20%221%22}},{{%22ItemCode%22:%2076122,%22Brand%22:%20%22פארמה בול%22,%22ItemNameHebrew%22:%20%22CMC%22,%22Qty%22:%20%221%22}},{{%22ItemCode%22:%2029315,%22Brand%22:%20%22שיח%22,%22ItemNameHebrew%22:%20%22חום%22,%22Qty%22:%20%222%22}})

Product selection

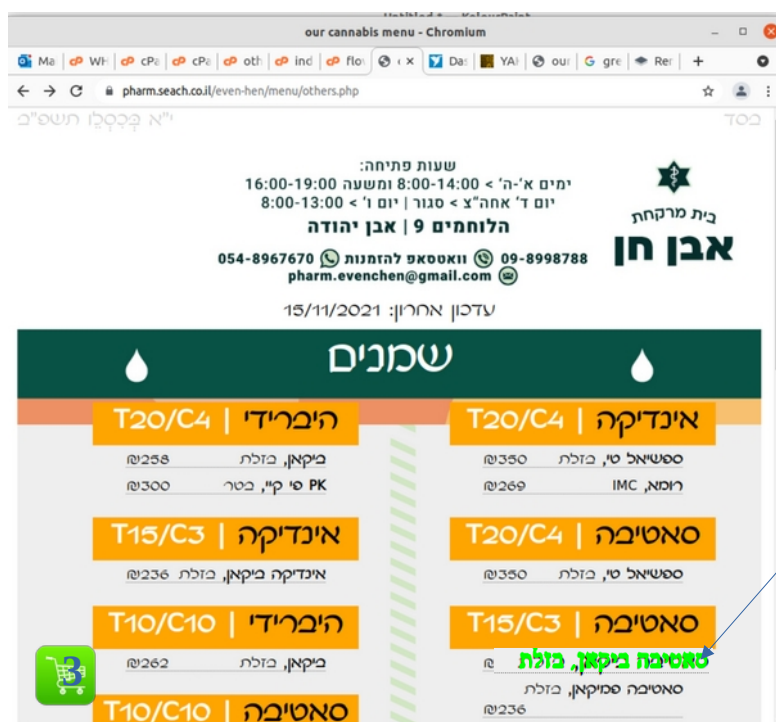
when a user long press on a product (any place on the product line of data)



all product text change color and have a frame around or icon on side (if a param is missing than it will not be used, so if no icon is defined, than no V sign will be displayed when selected)



and product details (item number, hebrew name & brand name) is added to cart
number on cart icon will increase by 1. (this indicates the number of products selected already).



params will be
selectedFrameColor = "red"
selectedImage = /img/selectfile.gif
selectedTextColor = "green"

popup iframe

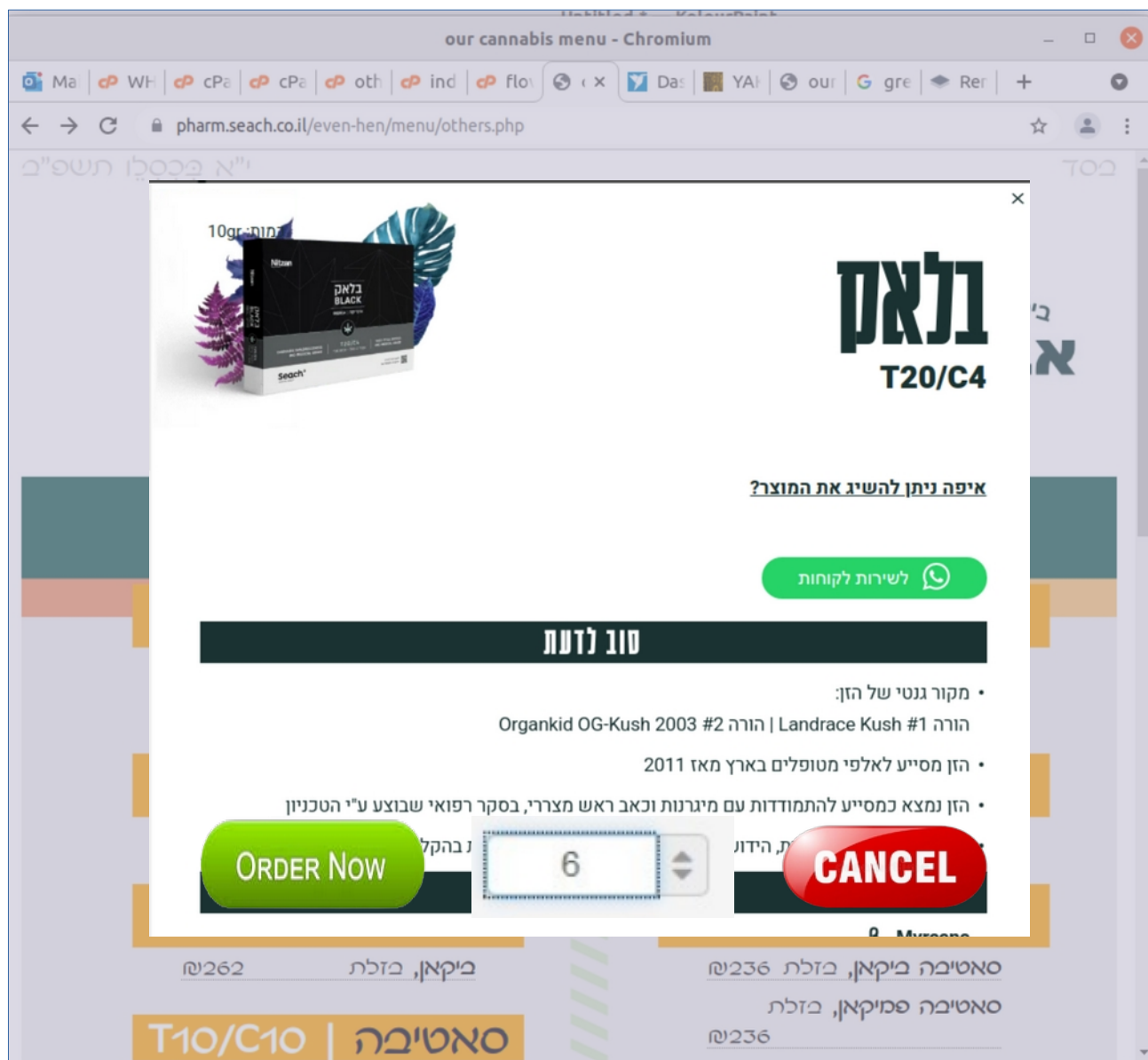
when a user short press on a product (any place on the product line of data) if product url is not empty, a pop up window will show up, holding an iframe displaying the page url as held in the product json data.

"URL1": "<https://seach.co.il/our-products-new/?product=black>"

the window will have 3 floating buttons. **Order** **Cancel** over the iframe. And a quantity selection box.

Pressing Order will select the product and add the product to cart and close the iframe window

Pressing Cancel will simply close the iframe window



Iframe behaviour will be defined in design file

Size = full screen, $\frac{3}{4}$, $\frac{1}{2}$ (will always be placed in middle of father screen)

CanClick – yes = user can “work” on inner page no = user can only scroll up/down in inner page